

Intelliscore Plus and BPR - NORTH STAR TRANSPORT GROUP INC

Subcode: 589672

Ordered: 08/21/2009 10:08:56 CDT

Transaction number: C207215914

Search inquiry: North Star Transport Group / Scarborough / ME



Intelliscore PlusSM and BPR

*** FOR DEMONSTRATION PURPOSES ONLY - THIS REPORT NOT TO BE SOLD ***

Identifying Information

NORTH STAR TRANSPORT GROUP INC 8 GINN RD SCARBOROUGH, ME 04074-9567 (207) 885-9586	Business Identification Number: 836898426 Years on File: 13 (FILE ESTABLISHED 04/1996) SIC Code: TRUCKING, EXCEPT LOCAL - 4213
--	---

Matching Name and Address

This business is linked to the one displayed above. The report shows the best view of the business.

NORTH STAR TRANSPORT GROUP INC
P. O. BOX 1210
SCARBOROUGH, ME 04070-1210

Commercial Model

Intelliscore Plus predicts the likelihood of serious credit delinquency within the next 12 months based on business and/or owner/guarantor risk factors. Higher scores indicate lower risk.

Intelliscore Plus: 68



Factors Lowering the Score

- BALANCE OF COMMERCIAL ACCOUNTS AT WORST DELINQUENCY
- AVERAGE BALANCE OF RECENTLY DELINQUENT COMMERCIAL ACCOUNTS
- RISK ASSOCIATED WITH BUSINESS' INDUSTRY

All Industry Risk Comparison

When compared to all businesses, 67% of businesses indicate a higher likelihood of severe delinquency than this business.

Based on your company's action or risk threshold, this business falls within the following category:

LOW-MEDIUM RISK

Business Information - NORTH STAR TRANSPORT GROUP INC

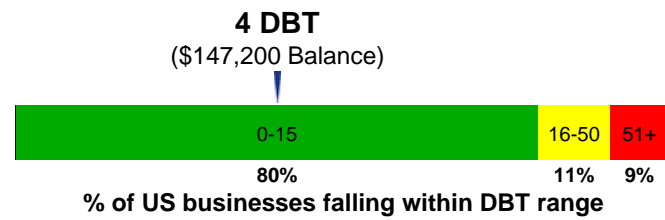
Business Credit Information

Current Days Beyond Terms (DBT):	4
Monthly average DBT:	3
Highest DBT previous 6 months:	5
Highest DBT previous 5 quarters:	6
Total continuous trades:	17
Current continuous trade balance:	\$147,200
Trade balance of all trades (27):	\$152,800
Average balance previous 5 quarters:	\$115,800
Highest credit amount extended: details	\$150,000
6 month balance range:	\$51,400 - \$194,300

Business Legal Filings and Collections

Bankruptcy filings:	0
Tax lien filings:	0
Judgment filings:	0
Total collections:	0
Sum of legal filings:	\$0
UCC filings:	0
Cautionary UCC filings present?	No

Current DBT range compared to all industries*



DBT Norms:

All industries: **8 DBT** Same industry: **8 DBT**

Performance Analysis

Predicted DBT for 10/14/2009: 4 DBT

Payment Trend Indication:

Show No Identifiable Trend

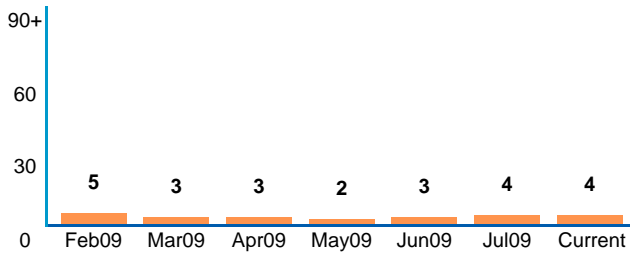
Industry payment comparison:

Has paid sooner than 50% of similar firms

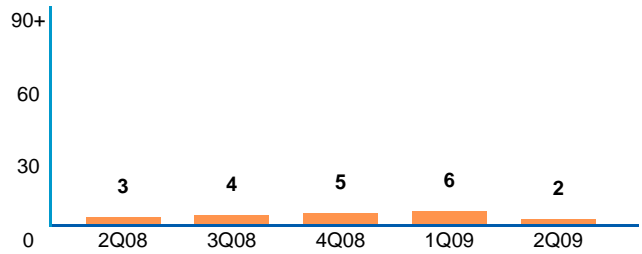
Most Frequent Industry Purchasing Terms:

NET 30, CREDIT, and REVOLVE

7 month DBT trends



Quarterly DBT trends (previous 5 quarters)



* Days Beyond Terms (DBT) is a dollar weighted calculation of the average number of days that payment was made beyond the invoice due date based on trades on file that have been updated in the previous 3 months.

Trade Payment Information

Trade Payment Experiences (Trade Lines With an (*) after date are newly reported)					Account Status Days Beyond Terms						
Business Category	Date Reported	Last Sale	Payment Terms	Recent High Credit	Balance	Cur	1-30	31-60	61-90	91+	Comments
ACCT SVCS	04/2009	09/2008	NET 60	\$1,100	\$0						
ADVERTISING	07/2009		NET 30	\$100	\$100	100%					PROMPT
FACTOR	08/2009	06/2009	VARIOUS	\$8,800	\$2,100	100%					
FACTOR	07/2009	05/2009	NET 30	\$7,300	\$0						
FACTOR	08/2009		NET 30	\$9,200	\$5,500	88%	12%				CUST 3 YR
FACTOR	08/2009		VARIED	\$3,500	\$400	100%					
FACTOR	06/2009	05/2009	VARIOUS	\$150,000	\$76,600	86%	14%				
FACTOR	07/2009		NET 30	\$800	\$700		100%				
FACTOR	08/2009	07/2009	NET 30	\$1,500	\$0						
FACTOR	04/2009		NET 30	\$20,800	\$700	100%					CUST 5 YR
FACTOR	07/2009	06/2009	NET 30	\$62,600	\$56,000	63%	36%	1%			
FACTOR	07/2009		NET 30	\$11,900	\$0						CUST 2 YR
FACTOR	08/2009	06/2009	VARIOUS	\$7,200	\$0						
FACTOR	07/2009		NET 30	\$12,700	\$5,100	87%		12%		1%	
FINCL SVCS	07/2009	06/2009	NET30	\$1,100	\$0						
TRANSPORTN	08/2009	09/2008	VARIED	\$900	\$0						CUST 1 YR
TRNS EQUIP	08/2009		NET 30		\$0						

Trade Payment Totals

Trade Payment Experiences				Account Status Days Beyond Terms					
Type	Lines Reported	Recent High Credit	Balance	Cur	1-30	31-60	61-90	91+	Comments
Continuously Reported	17	\$299,500	\$147,200	77%	22%	1%			DBT: 4
Newly Reported	0								DBT:
Trade Lines Totals	17	\$299,500	\$147,200	77%	22%	1%			DBT: 4

Additional Payment Experiences

Trade Payment Experiences (Trade Lines With an (*) after date are newly reported)					Account Status Days Beyond Terms						
Business Category	Date Reported	Last Sale	Payment Terms	Recent High Credit	Balance	Cur	1-30	31-60	61-90	91+	Comments
AIR TRANS	02/2008			\$200	\$100	100%					CUST 10 YR
CRED CARD	06/2009		REVOLVE	\$400	\$0						
FACTOR	01/2009	12/2008	OTHER	\$6,700	\$0						
FACTOR	02/2007	02/2007	NET 30	\$1,700	\$1,700	100%					
FACTOR	09/2006	08/2006	NET 30	\$1,000	\$1,000	100%					
FACTOR	04/2007		NET 30	\$3,500	\$700	100%					
FACTOR	02/2007	01/2005	NET 30		\$0						
OFFC SUPPL	12/2008	05/2008	CREDIT	\$100	\$0						

TELECOM	05/2008		NET 30	\$600	\$300	100%
TRANSPORTN	03/2009	02/2009	NET 20	\$1,800	\$1,800	100%

Monthly Payment Trends

Payment Trends Analysis TRUCKING, EXCEPT LOCAL INDUSTRY SIC: 4213						Account Status Days Beyond Terms			
Date Reported	Industry Cur	DBT	Business DBT	Balance	Cur	1-30	31-60	61-90	91+
CURRENT	N/A	N/A	4	\$147,200	77%	22%	1%		
JUL09	86%	8	4	\$146,900	74%	25%	1%		
JUN09	85%	8	3	\$194,300	83%	17%			
MAY09	86%	8	2	\$145,500	87%	12%	1%		
APR09	86%	8	3	\$107,900	83%	15%	2%		
MAR09	87%	7	3	\$66,800	80%	20%			
FEB09	87%	7	5	\$51,400	69%	31%			

Quarterly Payment Trends

Payment History - Quarterly Averages					Account Status Days Beyond Terms				
Quarter	Months	DBT	Balance	Cur	1-30	31-60	61-90	91+	
Q2 - 09	APR-JUN	2	\$127,200	86%	13%	1%			
Q1 - 09	JAN-MAR	6	\$83,100	65%	32%	3%			
Q4 - 08	OCT-DEC	5	\$157,000	69%	30%	1%			
Q3 - 08	JUL-SEP	4	\$127,000	75%	24%	1%			
Q2 - 08	APR-JUN	3	\$84,700	79%	21%				

Inquiries

Summary of Inquiries									
Business Category	AUG09	JUL09	JUN09	MAY09	APR09	MAR09	FEB09	JAN09	DEC08
FACTOR									1
Totals									1

Company Background Information

Additional Company Background Information
<p>Key Personnel Principal(s): CHIP WRIGHT, PRESIDENT</p> <p>Primary SIC Code: TRUCKING, EXCEPT LOCAL - 4213 Secondary SIC Code: FREIGHT FORWARDING AND ARRANGEMEN - 4731</p> <p>Years in Business: 14 Number of Employees: 7 Sales: \$17,500,000</p>

CREDIT LIMIT: _____

TERMS: _____

COMMENTS: _____

SIGNATURE: _____

Experian prides itself on the depth and accuracy of the data maintained on our databases. Reporting your customer's payment behavior to Experian will further strengthen and enhance the power of the information available for making sound credit decisions. Give credit where credit is due. Call 1-800-520-1221, option #4 for more information.

End of report

1 of 1 report

The information herein is furnished in confidence for your exclusive use for legitimate business purposes and shall not be reproduced. Neither Experian Information Solutions, Inc., nor their sources or distributors warrant such information nor shall they be liable for your use or reliance upon it.

© Experian 2009. All rights reserved.

Experian and the Experian marks herein are service marks or registered trademarks of Experian.